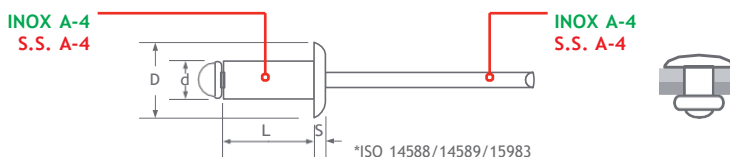

















Standard
Standard






INOX A-4 / INOX A-4 - Testa Tonda
STAINLESS STEEL A-4 / STAINLESS STEEL A-4 - Dome Head



d mm.	L mm.	Codice Code	 mm.	 mm.	D mm.	S mm.			
3,0	6	BR0163006	1,0 - 3,0	ø 3,1	6,3	1,0	2200	1800	9.000
	8	BR0163008	3,0 - 5,0						8.500
	10	BR0163010	5,0 - 7,0						8.000

d mm.	L mm.	Codice Code	 mm.	 mm.	D mm.	S mm.			
3,2	6	BR0163206	1,0 - 3,0	ø 3,3	6,3	1,0	2500	1900	9.000
	8	BR0163208	3,5 - 5,0						8.500
	10	BR0163210	5,0 - 7,0						8.000
	12	BR0163212	7,0 - 9,0						7.000

d mm.	L mm.	Codice Code	 mm.	 mm.	D mm.	S mm.			
4,0	6	BR0163806	1,0 - 2,5	ø 4,1	8,0	1,3	3500	2700	6.500
	8	BR0163808	2,5 - 4,5						6.000
	10	BR0163810	4,5 - 6,5						5.000
	13	BR0163813	6,5 - 9,5						4.000
	16	BR0163816	9,5 - 12,0						4.000

d mm.	L mm.	Codice Code	 mm.	 mm.	D mm.	S mm.			
4,8	8	BR0164808	2,0 - 4,0	ø 4,9	9,5	1,4	5000	4000	4.500
	10	BR0164810	4,0 - 6,0						4.000
	12	BR0164812	6,0 - 8,0						4.000
	14	BR0164814	8,0 - 9,5						3.500
	16	BR0164816	9,5 - 11,0						3.500
	18	BR0164818	11,0 - 13,0						3.000
	20	BR0164820	13,0 - 15,0						2.500